

**WHAT DID YOU DO YESTERDAY?**

**Competences:**

Read different types of texts written in English as a foreign language.

Write various types of texts written in English as a foreign language.



*Good morning students, how are you?*

*Today, we are going to work with the platform "I learn at home".*

(Hoy, vamos a trabajar con la plataforma "Aprendo en casa").

**For this we will carry out the following activities:**

**ACTIVITY:1**

**Verbs, verbs, verbs!!**

**LET'S SELF-ASSESS!**



**Answer these questions:**

- **How are you?**

.....

- **What did you do yesterday?**

.....

**WHAT WILL WE DO?**

- We will answer the questions.
- We will listen to the audio of the regular and irregular verbs.
- We will watch the videos about regular and irregular verbs in the past simple tense.
- We will look at the grammar of the simple past tense.
- Write a short text telling what you did yesterday in the past simple.
- Represent your text with images.
- Record your voice reading the text that you have written.

## PAST SIMPLE TENSE

### LET'S SELF-ASSESS!

**Focus on** its original form, its past simple form, and its meaning in Spanish.

Verbos regulares en su forma original y en pasado simple	Significado en Castellano	Verbos irregulares en su forma original y en pasado simple	Significado en Castellano
1. arrive - arrived	llegar	1. be - was / were	ser / estar
2. ask - asked	preguntar	2. become - became	convertirse / volverse
3. believe - believed	creer	3. begin - began	empezar
4. blame - blamed	culpar	4. bring - brought	traer
5. call - called	llamar	5. build - built	construir
6. change - changed	cambiar	6. buy - bought	comprar
7. consider - considered	considerar	7. come - came	venir
8. continue - continued	continuar	8. do - did	hacer
9. create - created	crear	9. drive - drove	manejar
10. cry - cried	llorar	10. fall - fell	caer
11. discover - discovered	descubrir	11. feel - felt	sentir
12. follow - followed	seguir	12. find - found	encontrar
13. happen - happened	sucedir / ocurrir	13. get - got	obtener
14. help - helped	ayudar	14. give - gave	dar
15. kick - kicked	patear	15. go - went	ir
16. laugh - laughed	reír	16. have - had	tener
17. learn - learned	aprender	17. hear - heard	oír
18. like - liked	gustar	18. hold - held	sostener
19. listen - listened	escuchar	19. keep - kept	mantener
20. live - lived	vivir	20. know - knew	saber
21. lock - locked	encerrar	21. leave - left	salir / dejar
22. look - looked	mirar	22. let - let	permitir
23. love - loved	amar	23. lose - lost	perder
24. move - moved	mover	24. make - made	hacer
25. need - needed	necesitar	25. meet - met	reunirse
26. open - opened	abrir	26. pay - paid	pagar
27. pick - picked	escoger / recoger	27. read - read	leer
28. play - played	jugar	28. run - run	correr
29. pretend - pretended	pretender	29. say - said	decir
30. push - pushed	empujar	30. see - saw	mirar
31. realize - realized	darse cuenta de	31. send - sent	enviar
32. remember - remembered	recordar	32. sing - sang	cantar
33. start - started	empezar	33. sit - sat	sentarse
34. stay - stayed	quedarse	34. sleep - slept	dormir
35. stop - stopped	detener	35. speak - spoke	hablar
36. talk - talked	hablar	36. spend - spent	gastar
37. treat - treated	tratar	37. spread - spread	propagar
38. try - tried	intentar	38. stand up - stood up	pararse
39. use - used	usar	39. steal - stole	robar
40. wait - waited	esperar	40. take - took	tomar
41. walk - walked	caminar	41. tell - told	decir
42. want - wanted	querer	42. think - thought	pensar
43. watch - watched	mirar	43. understand - understood	comprender
44. work - worked	trabajar	44. win - won	ganar

**Listen to** the audio.

You can also **watch the following videos** about regular and irregular verbs in the past simple.

<https://www.youtube.com/watch?v=moYDA4jbPy4&t=281s>

[https://www.youtube.com/watch?v=765SDmexF\\_4](https://www.youtube.com/watch?v=765SDmexF_4)

**READ\***

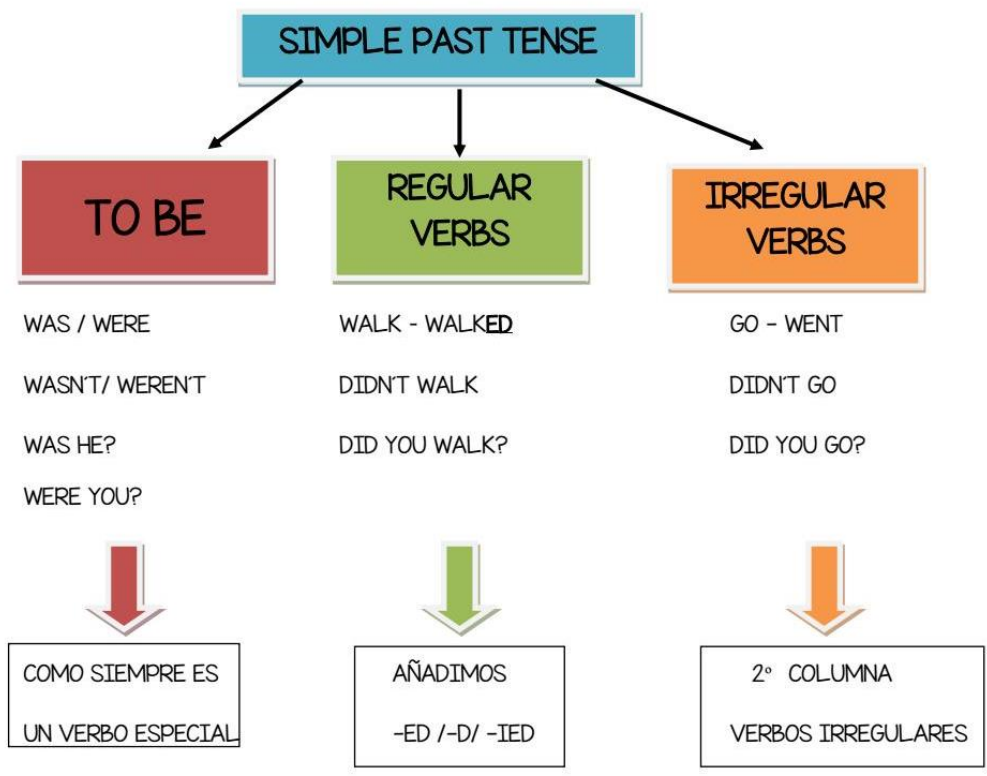
**Read** the table.

## PAST SIMPLE TENSE (PASADO SIMPLE)

En inglés se usa el pasado simple para:

- **Hablar sobre acciones que empiezan y terminan en el pasado**
  - o I **bought** a new car yesterday (**BUY**)
  - o My dad **washed** the dishes last night. (**WASH**)
  - o They **were** at school last year (**BE (ARE)**)
- **Acciones que suceden una tras otra en el pasado (cuando contamos una historia)**
  - o Once upon a time, there **was** a beautiful princess who **lived** in a big castle. One day, an ugly prince **came** to the castle because he **wanted** to get married with the princess, but the king and the queen **said** no way.

Para utilizar el pasado en inglés existen tres tipos de verbos:



**PRACTISE\***

**Put the verbs into the correct form (simple past).**

1. Last year I ..... (spent) my holyday in Cusco.
2. It ..... (be) great.
3. He ..... (write) a letter two days ago.
4. She ..... (take) me to the cinema yesterday.
5. The cat ..... (eat) all the fish from the table.









NAME: \_\_\_\_\_ DATE: \_\_\_\_\_

## GRAMMAR WORKSHEET

### PAST SIMPLE: REGULAR & IRREGULAR

- Use the past simple to complete the sentences.

# LAST WEEKEND

1.  Bobby (swim) <u>SWAM</u> at the beach on Saturday morning.	2.  His brother Sam (ride) _____ his bicycle .	3.  They (camp) _____ in their back yard Saturday evening.
4.  Mrs. Brown (drive) _____ downtown to visit her friend on Sunday morning.	5.  Mr. Brown (go) _____ fishing at the lake.	6.  They (have) _____ lunch together in the afternoon.
7.  On Sunday afternoon, Michael (read) _____ a book about dinosaurs.	8.  His mother (work) _____ in the garden.	9.  They (eat) _____ popcorn and (watch) _____ TV in the evening.
10.  Tom and Sally (play) _____ together all weekend.	11.  Their cat, Fluffy, (sleep) _____ on the sofa all weekend.	12.  Their dog, Spot, (watch) _____ Fluffy.

## ACTIVITY: 2

### DO IT YOURSELF! – D.I.Y.

#### LET'S CREATE!

*What did you do yesterday?*

- ✓ Write a short text telling what you did yesterday in the past simple.
- ✓ Represent your text with images.
- ✓ Record your voice reading the text that you have written.

## **LET´S SHARE!**

Muestra todo lo que has hecho a los miembros de tu familia y a tu profesor(a) si están en contacto.



## **REMEMBER!!**

- Be creative.
- Organize what is produced using the material you have at your fingertips.
- Don't forget to save your production in the portfolio.
- Then you will use this again information.

**ORGANIZE YOUR ENGLISH PORTFOLIO OR YOUR ENGLISH NOTEBOOK.**